

MID YEAR REPORT OF WEB INFORMATION - 01/01/11 THRU 06/30/11



Visits 827 % of Site Total: 100.00%	Pages/Visit 4.49 Site Avg: 4.49	Avg. Time on Site 00:02:24 Site Avg: 00:02:24 (0.00%)	% New Visits 82.47% Site Avg: 82.35% (0.15%)	Bounce Rate 22.25% Site Avg: 22.25% (0.00%)
---	---	---	--	---

	Browser None	Visits	Visits	Browser contribution to total: Visits																																										
1.	Internet Explorer	461	55.74%	<table border="1"> <caption>HITS BY BROWSER TYPE</caption> <thead> <tr> <th>Browser</th> <th>Visits</th> <th>Percentage</th> </tr> </thead> <tbody> <tr> <td>Internet Explorer</td> <td>461</td> <td>55.74%</td> </tr> <tr> <td>Firefox</td> <td>193</td> <td>23.34%</td> </tr> <tr> <td>Safari</td> <td>110</td> <td>13.30%</td> </tr> <tr> <td>Chrome</td> <td>40</td> <td>4.84%</td> </tr> <tr> <td>Opera</td> <td>11</td> <td>1.33%</td> </tr> <tr> <td>Android Browser</td> <td>3</td> <td>0.36%</td> </tr> <tr> <td></td> <td>3</td> <td>0.36%</td> </tr> <tr> <td>IE with Chrome Frame</td> <td>1</td> <td>0.12%</td> </tr> <tr> <td>JUC</td> <td>1</td> <td>0.12%</td> </tr> <tr> <td>LGE-VM510 NetFront</td> <td>1</td> <td>0.12%</td> </tr> <tr> <td>Opera Mini</td> <td>1</td> <td>0.12%</td> </tr> <tr> <td>Playstation 3</td> <td>1</td> <td>0.12%</td> </tr> <tr> <td>SeaMonkey</td> <td>1</td> <td>0.12%</td> </tr> </tbody> </table>	Browser	Visits	Percentage	Internet Explorer	461	55.74%	Firefox	193	23.34%	Safari	110	13.30%	Chrome	40	4.84%	Opera	11	1.33%	Android Browser	3	0.36%		3	0.36%	IE with Chrome Frame	1	0.12%	JUC	1	0.12%	LGE-VM510 NetFront	1	0.12%	Opera Mini	1	0.12%	Playstation 3	1	0.12%	SeaMonkey	1	0.12%
Browser	Visits	Percentage																																												
Internet Explorer	461	55.74%																																												
Firefox	193	23.34%																																												
Safari	110	13.30%																																												
Chrome	40	4.84%																																												
Opera	11	1.33%																																												
Android Browser	3	0.36%																																												
	3	0.36%																																												
IE with Chrome Frame	1	0.12%																																												
JUC	1	0.12%																																												
LGE-VM510 NetFront	1	0.12%																																												
Opera Mini	1	0.12%																																												
Playstation 3	1	0.12%																																												
SeaMonkey	1	0.12%																																												
2.	Firefox	193	23.34%																																											
3.	Safari	110	13.30%																																											
4.	Chrome	40	4.84%																																											
5.	Opera	11	1.33%																																											
6.	Android Browser	3	0.36%																																											
7.		3	0.36%																																											
8.	IE with Chrome Frame	1	0.12%																																											
9.	JUC	1	0.12%																																											
10.	LGE-VM510 NetFront	1	0.12%																																											
11.	Opera Mini	1	0.12%																																											
12.	Playstation 3	1	0.12%																																											
13.	SeaMonkey	1	0.12%																																											

HITS BY BROWSER TYPE

#	Source/Medium	Visits	Pages/Visit	Avg. Time on Site	% New Visits	Bounce Rate
1	(direct) / (none)	166	3.97	0:02:27	77.71%	25.30%
2	renodean.com / referral	143	5.27	0:02:21	89.51%	16.08%
3	bing / organic	67	3.93	0:01:41	74.63%	34.33%
4	google / organic	57	5.65	0:04:04	78.95%	21.05%
5	ten99club.com / referral	45	4.82	0:02:05	95.56%	15.56%
6	resourcesforbears.com / referral	34	5.06	0:01:39	88.24%	11.76%
7	bearunderground.net / referral	33	3.64	0:02:42	93.94%	6.06%
8	sacbears.org / referral	26	3.96	0:03:16	100.00%	15.38%
9	yahoo / organic	25	6.12	0:04:09	52.00%	8.00%
10	bear-calendar.com / referral	21	3.38	0:00:39	85.71%	23.81%
11	bearlinks.com / referral	19	4.68	0:02:35	94.74%	10.53%
12	renogaypride.com / referral	18	5.78	0:05:52	94.44%	11.11%
13	bearguide.net / referral	15	3.93	0:01:01	80.00%	20.00%
14	yourgayreno.com / referral	13	4.23	0:01:38	76.92%	23.08%
15	5starsaloon.net / referral	10	4.1	0:01:09	100.00%	30.00%
16	facebook.com / referral	10	2.7	0:01:25	70.00%	50.00%
17	gayscape.com / referral	9	3.11	0:01:01	77.78%	55.56%
18	goldenstatebears.org / referral	9	4.33	0:01:24	88.89%	11.11%
19	google.com / referral	9	2	0:02:31	77.78%	44.44%
20	thecompletebear.com / referral	9	5.56	0:06:29	100.00%	11.11%
21	thebearmall.com / referral	6	3.67	0:00:35	100.00%	50.00%
22	therenogaypage.com / referral	6	1.67	0:00:14	66.67%	66.67%
23	bearmen.com / referral	5	6.8	0:03:58	100.00%	0.00%
24	bit.ly/forexmarket / referral	5	2	0:00:00	0.00%	0.00%
25	buildourcenter.org / referral	5	4.6	0:02:10	100.00%	20.00%
26	girthandmirth.com / referral	4	2.75	0:03:54	75.00%	25.00%
27	spreebaeren.de / referral	4	4.5	0:01:11	100.00%	0.00%
28	completebear.com / referral	3	1.67	0:00:55	100.00%	66.67%
29	gayscout.com / referral	3	3.33	0:00:54	100.00%	0.00%
30	http://trafficfaker.com / referral	3	1	0:00:00	100.00%	100.00%
31	www.acesa.me / referral	3	1	0:00:00	0.00%	100.00%
32	aol / organic	2	4	0:00:58	50.00%	0.00%
33	bearsofneworleans.com / referral	2	14.5	0:07:08	50.00%	0.00%

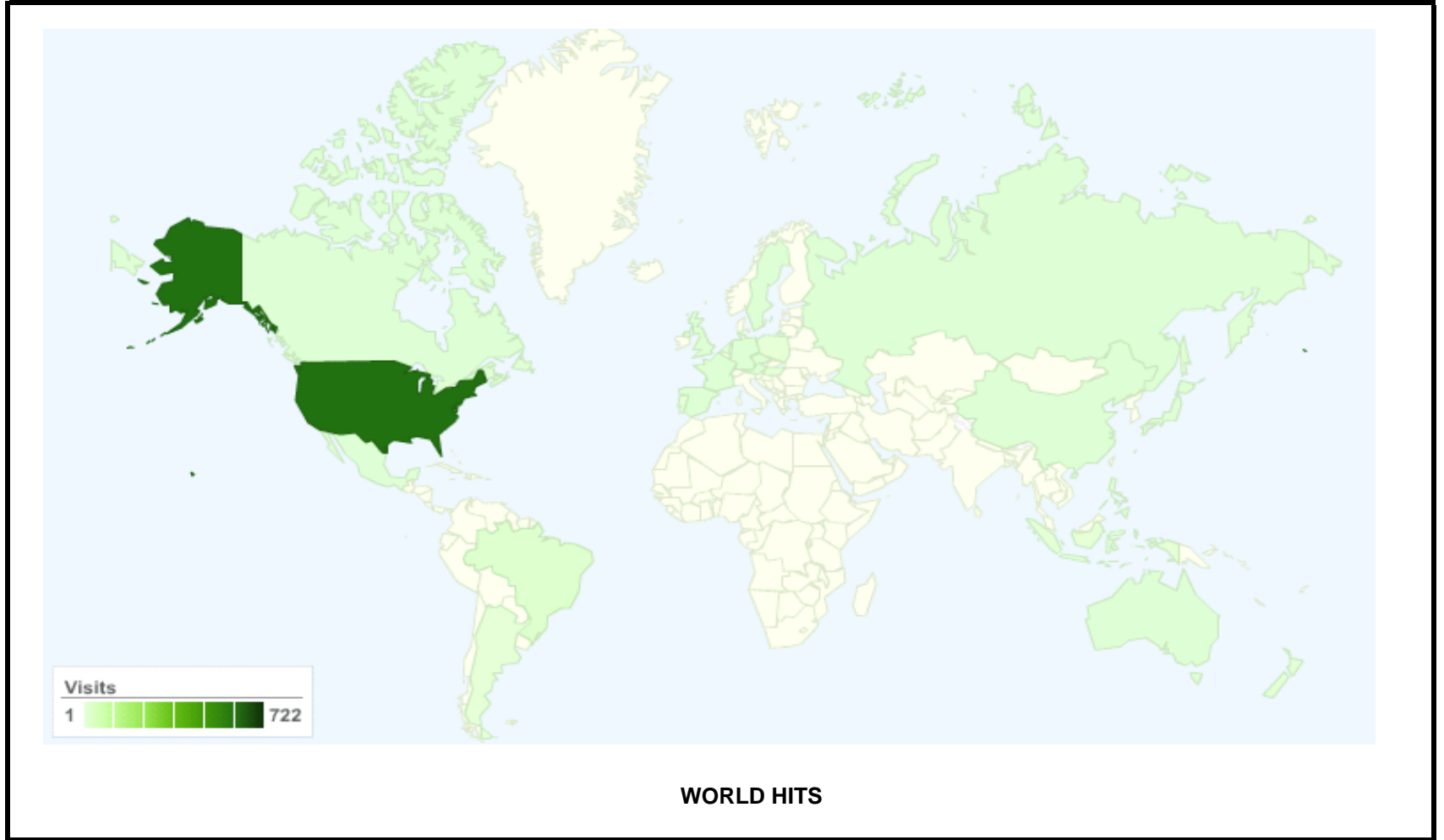
34	manquest.com / referral	2	1.5	0:00:05	100.00%	50.00%
35	pcbg.com / referral	2	7.5	0:01:14	100.00%	0.00%
36	picsbyrick.com / referral	2	2.5	0:00:31	100.00%	50.00%
37	search / organic	2	13.5	0:01:26	100.00%	0.00%
38	us.mc1117.mail.yahoo.com / referral	2	2.5	0:01:11	50.00%	0.00%
39	webmaila.juno.com / referral	2	1.5	0:00:07	100.00%	50.00%
40	www.tinyurl.com/ForexTradingSystems / referral	2	1	0:00:00	0.00%	100.00%
41	192.168.96.13:15871 / referral	1	6	0:02:51	100.00%	0.00%
42	bearforest.com / referral	1	10	0:00:59	100.00%	0.00%
43	bearscots.org.uk / referral	1	6	0:01:19	100.00%	0.00%
44	bearssitgesclub.org / referral	1	2	0:00:09	100.00%	0.00%
45	bit.ly/ForexTradingStrategies / referral	1	2	0:00:00	0.00%	0.00%
46	frontpage.iphone.widget.mobile.yahoo.com / referral	1	7	0:09:26	100.00%	0.00%
47	gay-reno.com / referral	1	11	0:03:26	100.00%	0.00%
48	gayyellowpages.com / referral	1	15	0:01:58	100.00%	0.00%
49	groups.yahoo.com / referral	1	1	0:00:00	100.00%	100.00%
50	link.smartscreen.live.com / referral	1	2	0:01:28	100.00%	0.00%
51	lonestarbears.com / referral	1	1	0:00:00	100.00%	100.00%
52	mail.aol.com / referral	1	8	0:05:06	100.00%	0.00%
53	neworleansbears.com / referral	1	11	0:02:14	0.00%	0.00%
54	pnwgm.com / referral	1	1	0:00:00	100.00%	100.00%
55	ultimatebearlinks.pbworks.com / referral	1	4	0:00:22	100.00%	0.00%
56	us.mc814.mail.yahoo.com / referral	1	23	0:14:19	100.00%	0.00%
57	us.mc819.mail.yahoo.com / referral	1	7	0:00:44	100.00%	0.00%
58	us.mg2.mail.yahoo.com / referral	1	2	0:00:40	0.00%	0.00%
59	www.acesa.me/ForexMarket / referral	1	1	0:00:00	0.00%	100.00%
60	www.is.gd/ForexTrading / referral	1	1	0:00:00	0.00%	100.00%
61	www.notebook.golbnet.com / referral	1	1	0:00:00	0.00%	100.00%
62	www.thebesthosting.org / referral	1	1	0:00:00	0.00%	100.00%
63	www.tinyurl.com/MakeMoneyWithYourWebsite / referral	1	1	0:00:00	0.00%	100.00%
64	www.tinyurl.com/UnlimitedHostingService / referral	1	1	0:00:00	0.00%	100.00%

HITS BY REFERRAL SOURCE

Pageviews [?] 3,714 % of Site Total: 100.00%	Unique Pageviews [?] 1,997 % of Site Total: 100.00%	Avg. Time on Page [?] 00:00:41 Site Avg: 00:00:41 (0.00%)	Bounce Rate [?] 22.25% Site Avg: 22.25% (0.00%)	% Exit [?] 22.27% Site Avg: 22.27% (0.00%)	\$ Index [?] \$0.00 Site Avg: \$0.00 (0.00%)
---	--	--	--	---	---

	Page <input type="text" value="None"/>	Pageviews ↓	Unique Pageviews	Avg. Time on Page	Bounce Rate	% Exit	\$ Index
1.	/Main_photo_page.htm	1,170	415	00:00:50	33.33%	19.32%	\$0.00
2.	/	1,085	775	00:00:31	20.86%	30.23%	\$0.00
3.	/Members.htm	656	257	00:00:30	25.00%	12.04%	\$0.00
4.	/Calendar_of_Events.htm	306	207	00:01:16	57.14%	33.01%	\$0.00
5.	/About_Us.htm	257	161	00:00:43	41.67%	17.51%	\$0.00
6.	/Main_Page.htm	127	87	00:00:12	75.00%	14.17%	\$0.00
7.	/member_form.htm	58	55	00:00:53	50.00%	22.41%	\$0.00
8.	/Contact_us.htm	50	35	00:01:07	0.00%	32.00%	\$0.00
9.	/index.htm	3	3	00:00:23	0.00%	0.00%	\$0.00

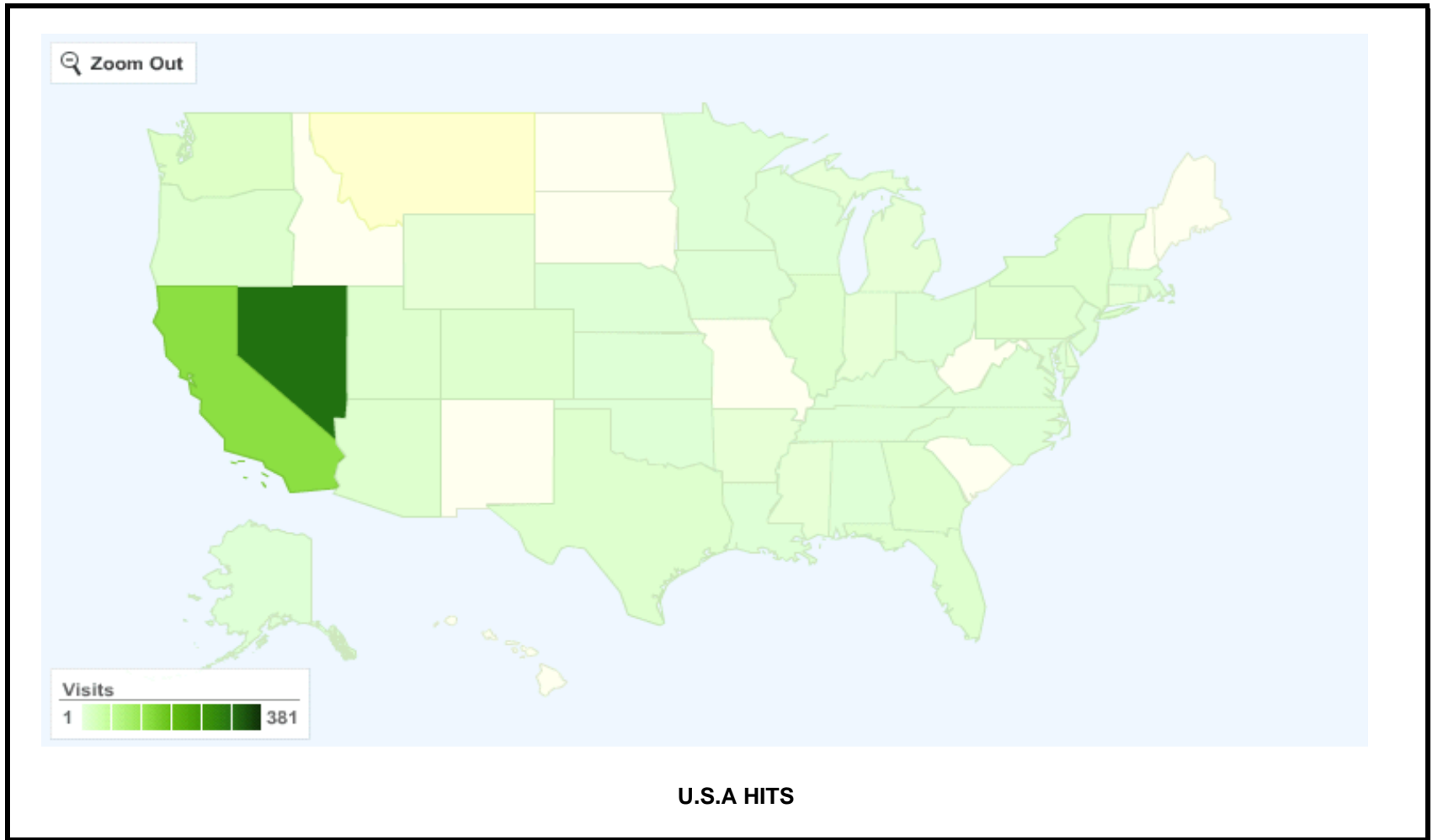
HITS BY PAGE TRACKED



827 visits came from 26 countries/territories

Detail Level: Country/Territory	Visits	Pages/Visit	Avg. Time on Site	% New Visits	Bounce Rate
1 <u>United States</u>	722	4.65	0:02:34	83.66%	20.50%
2 <u>Brazil</u>	22	2.18	0:00:13	22.73%	63.64%
3 <u>United Kingdom</u>	8	3.62	0:01:49	100.00%	0.00%
4 <u>Germany</u>	8	3.38	0:00:44	87.50%	12.50%
5 <u>France</u>	8	3.5	0:00:42	100.00%	25.00%
6 <u>Canada</u>	7	4	0:01:48	100.00%	0.00%
7 <u>China</u>	6	1.33	0:00:07	100.00%	66.67%
8 <u>Japan</u>	5	9.6	0:03:51	80.00%	20.00%
9 <u>Russia</u>	5	1	0:00:00	100.00%	100.00%
10 <u>Australia</u>	5	4.2	0:05:00	100.00%	0.00%
11 <u>Philippines</u>	4	1.5	0:01:17	75.00%	75.00%
12 <u>Spain</u>	4	2.75	0:02:21	25.00%	25.00%
13 <u>Czech Republic</u>	3	6	0:02:38	66.67%	33.33%
14 <u>Austria</u>	3	1.67	0:00:04	100.00%	33.33%
15 <u>Qatar</u>	3	7.33	0:01:55	33.33%	0.00%
16 <u>Mexico</u>	2	8	0:01:26	100.00%	0.00%
17 (not set)	2	2	0:00:13	50.00%	0.00%
18 <u>Sweden</u>	2	1.5	0:02:23	100.00%	50.00%
19 <u>Netherlands</u>	1	16	0:02:33	100.00%	0.00%
20 <u>Argentina</u>	1	1	0:00:00	100.00%	100.00%
21 <u>Portugal</u>	1	2	0:00:27	100.00%	0.00%
22 <u>Indonesia</u>	1	1	0:00:00	100.00%	100.00%
23 <u>Lebanon</u>	1	2	0:00:28	100.00%	0.00%
24 <u>Hungary</u>	1	2	0:00:10	100.00%	0.00%
25 <u>Poland</u>	1	3	0:02:44	100.00%	0.00%
26 <u>New Zealand</u>	1	2	0:00:09	100.00%	0.00%


HITS BY COUNTRY



This country/territory sent 722 visits via 41 regions

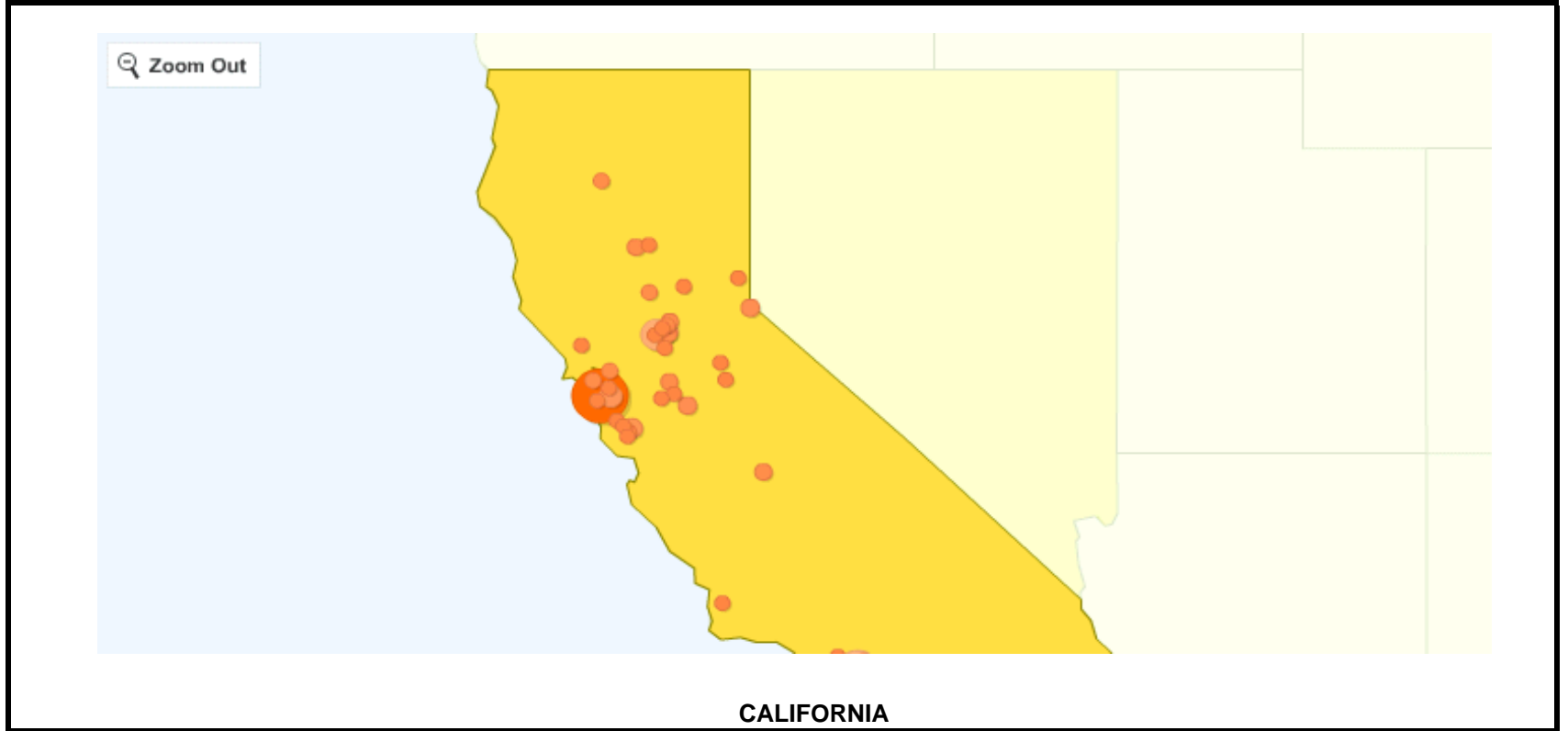
<u>STATE</u>	Visits	Pages/Visit	Avg. Time on Site	% New Visits	Bounce Rate
1 <u>Nevada</u>	381	5.11	0:02:59	79.27%	18.90%
2 <u>California</u>	169	3.89	0:02:22	85.21%	18.34%
3 <u>Washington</u>	18	3.17	0:01:29	94.44%	22.22%
4 <u>Oregon</u>	14	5.71	0:02:44	85.71%	21.43%
5 <u>New York</u>	14	2.79	0:00:45	85.71%	28.57%
6 <u>Utah</u>	13	5.23	0:03:37	53.85%	53.85%
7 <u>Arizona</u>	11	6.91	0:02:09	90.91%	0.00%
8 <u>Texas</u>	9	5.78	0:02:50	100.00%	22.22%
9 <u>Colorado</u>	9	2.56	0:01:13	100.00%	22.22%
10 <u>Florida</u>	8	5.38	0:01:41	100.00%	37.50%
11 <u>Illinois</u>	7	4.14	0:00:57	71.43%	28.57%
12 <u>Pennsylvania</u>	7	4.71	0:01:43	100.00%	28.57%
13 <u>Georgia</u>	6	6.83	0:01:20	100.00%	33.33%
14 <u>Virginia</u>	5	5.2	0:00:59	100.00%	20.00%
15 <u>New Jersey</u>	4	3.5	0:00:49	100.00%	25.00%
16 <u>Tennessee</u>	4	3.75	0:03:13	100.00%	50.00%
17 <u>Kentucky</u>	3	6.67	0:00:48	100.00%	0.00%
18 <u>North Carolina</u>	3	5	0:01:38	100.00%	0.00%
19 <u>Maryland</u>	3	3	0:00:23	100.00%	66.67%
20 <u>Ohio</u>	3	3.67	0:00:40	100.00%	33.33%
21 <u>Massachusetts</u>	2	2	0:01:25	100.00%	0.00%
22 <u>Alaska</u>	2	2	0:00:15	100.00%	50.00%
23 <u>Kansas</u>	2	1.5	0:00:08	100.00%	50.00%
24 <u>Alabama</u>	2	6	0:03:37	100.00%	50.00%
25 <u>Nebraska</u>	2	2.5	0:00:16	100.00%	0.00%
26 <u>Iowa</u>	2	2	0:03:50	100.00%	0.00%
27 <u>Wisconsin</u>	2	1.5	0:05:09	100.00%	50.00%
28 <u>Minnesota</u>	2	3.5	0:01:01	100.00%	0.00%
29 <u>Louisiana</u>	2	2	0:00:09	100.00%	0.00%
30 <u>Oklahoma</u>	2	5	0:02:27	100.00%	50.00%
31 <u>Vermont</u>	1	9	0:04:22	100.00%	0.00%
32 <u>Indiana</u>	1	2	0:00:18	100.00%	0.00%

33 <u>Arkansas</u>	1	2	0:00:39	100.00%	0.00%
34 <u>Delaware</u>	1	11	0:08:45	100.00%	0.00%
35 <u>District of Columbia</u>	1	4	0:01:06	100.00%	0.00%
36 <u>Wyoming</u>	1	5	0:00:28	100.00%	0.00%
37 <u>Connecticut</u>	1	3	0:00:42	100.00%	0.00%
38 (not set)	1	1	0:00:00	100.00%	100.00%
39 <u>Michigan</u>	1	2	0:04:56	100.00%	0.00%
40 <u>Mississippi</u>	1	8	0:01:58	100.00%	0.00%
41 <u>Rhode Island</u>	1	1	0:00:00	100.00%	100.00%



This state sent 381 visits via 13 cities

	City	Visits	Pages/Visit	Avg. Time on Site	% New Visits	Bounce Rate
1	<u>Reno</u>	277	5.25	0:03:06	78.34%	15.88%
2	<u>Carson City</u>	64	4.94	0:01:57	81.25%	28.12%
3	<u>Las Vegas</u>	14	4.07	0:04:49	92.86%	42.86%
4	<u>Winnemucca</u>	9	1.78	0:00:48	44.44%	33.33%
5	<u>Fallon</u>	4	3	0:02:32	100.00%	0.00%
6	<u>Sparks</u>	4	2	0:00:20	75.00%	0.00%
7	<u>Gardnerville</u>	2	7.5	0:03:44	100.00%	0.00%
8	<u>Henderson</u>	2	7	0:01:14	100.00%	0.00%
9	<u>Elko</u>	1	30	0:42:19	100.00%	0.00%
10	<u>Ely</u>	1	1	0:00:00	100.00%	100.00%
11	<u>Mesquite</u>	1	4	0:02:26	100.00%	0.00%
12	<u>Minden</u>	1	4	0:00:22	100.00%	0.00%
13	<u>Stateline</u>	1	14	0:08:23	100.00%	0.00%



This state sent 169 visits via 47 cities

City	Visits	Pages/Visit	Avg. Time on Site	% New Visits	Bounce Rate
1 <u>San Francisco</u>	39	3.64	0:03:16	76.92%	20.51%
2 <u>Los Angeles</u>	21	4	0:03:34	85.71%	4.76%
3 <u>Sacramento</u>	17	3.47	0:00:58	88.24%	29.41%
4 <u>San Diego</u>	8	5.12	0:01:23	100.00%	50.00%
5 <u>Alameda</u>	8	3.5	0:01:51	37.50%	25.00%
6 <u>Carmichael</u>	7	2.86	0:01:43	100.00%	28.57%
7 <u>San Jose</u>	6	3.33	0:01:50	83.33%	16.67%
8 <u>Modesto</u>	4	3.75	0:00:52	100.00%	0.00%
9 <u>South Lake Tahoe</u>	4	5	0:01:09	100.00%	0.00%
10 <u>Fresno</u>	3	2.67	0:01:04	100.00%	0.00%
11 <u>Roseville</u>	3	2.33	0:00:46	100.00%	66.67%
12 <u>Stockton</u>	3	10.33	0:10:14	100.00%	0.00%
13 <u>Chico</u>	3	6	0:02:41	66.67%	0.00%
14 <u>Redding</u>	2	3.5	0:02:24	100.00%	0.00%
15 <u>San Rafael</u>	2	4.5	0:02:47	100.00%	0.00%
16 <u>Rancho Cordova</u>	2	4.5	0:00:45	100.00%	0.00%
17 <u>Antelope</u>	2	5	0:04:35	50.00%	0.00%
18 <u>West Hollywood</u>	2	4	0:10:23	50.00%	0.00%
19 <u>Vallejo</u>	2	6	0:00:33	100.00%	0.00%
20 <u>Yuba City</u>	2	2.5	0:00:45	100.00%	0.00%
21 <u>Playa Del Rey</u>	2	2.5	0:01:11	50.00%	0.00%
22 <u>Pasadena</u>	2	2.5	0:00:42	100.00%	50.00%
23 <u>Corona</u>	1	3	0:00:22	100.00%	0.00%
24 <u>Sonora</u>	1	10	0:03:46	100.00%	0.00%
25 <u>Daly City</u>	1	3	0:00:23	100.00%	0.00%
26 <u>Santa Maria</u>	1	6	0:01:55	100.00%	0.00%
27 <u>Palm Springs</u>	1	1	0:00:00	100.00%	100.00%
28 <u>Manteca</u>	1	2	0:01:29	100.00%	0.00%
29 <u>Palo Alto</u>	1	5	0:02:19	100.00%	0.00%
30 <u>Anaheim</u>	1	3	0:00:24	100.00%	0.00%
31 <u>West Sacramento</u>	1	2	0:00:06	100.00%	0.00%
32 <u>Winnetka</u>	1	2	0:00:08	100.00%	0.00%

33 <u>Truckee</u>	1	2	0:00:10	100.00%	0.00%
34 <u>Berkeley</u>	1	7	0:01:45	100.00%	0.00%
35 <u>Elk Grove</u>	1	1	0:00:00	100.00%	100.00%
36 <u>Campbell</u>	1	6	0:06:33	100.00%	0.00%
37 <u>Sunnyvale</u>	1	1	0:00:00	0.00%	100.00%
38 <u>Paradise</u>	1	1	0:00:00	100.00%	100.00%
39 <u>Temecula</u>	1	4	0:00:30	100.00%	0.00%
40 <u>Seal Beach</u>	1	1	0:00:00	100.00%	100.00%
41 <u>Los Gatos</u>	1	2	0:00:15	100.00%	0.00%
42 <u>Grass Valley</u>	1	5	0:02:54	100.00%	0.00%
43 <u>Sheep Ranch</u>	1	5	0:01:25	100.00%	0.00%
44 <u>Tracy</u>	1	2	0:00:10	100.00%	0.00%
45 <u>Mcclellan</u>	1	10	0:02:05	100.00%	0.00%
46 <u>Santa Rosa</u>	1	7	0:03:29	100.00%	0.00%
47 <u>Rancho Cucamonga</u>	1	3	0:00:34	100.00%	0.00%